

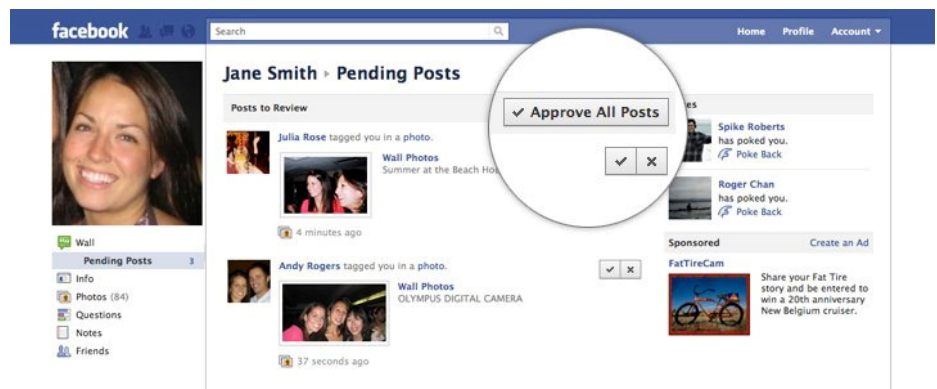
Facebook Privacy Changes, August 2011

Facebook have added new features and made significant changes to privacy settings which gives users more control over their profiles and privacy during August 2011. It is important to note that **there are no changes to existing privacy settings**.

This summary guide outlines the major features and changes, specifically for educators

Tagging

It is now possible for you to approve any photo or post that you've been tagged in **before it becomes visible to anyone via your profile**.



However, you will need to enable this feature in your profile settings as it is switched off by default.

It is now possible to tag anyone, including people who are not friends. In theory this increases the likelihood of being tagged.

Facebook is also going to disclose who put a tag onto a piece of content. This has always been visible to the person who was tagged, but the thought here is that if this information is available to anyone looking at the content then it might help to prevent unpleasant or abusive/bullying tagging.

New Terminology

In the past, Facebook users could share information with *friends*, *friends of friends* or *everyone* (it was also possible to *customise* the settings and select individual people to share with). The new settings have replaced the term *everyone* for the term *public*. Many users reported that they were confused by the term "everyone".

It is interesting to note that users who are under 18 (or report to be under 18, ie minors) are not presented with, and therefore not able to select, the 'public' option. Clearly for children, this is further reason to register with an accurate date of birth.

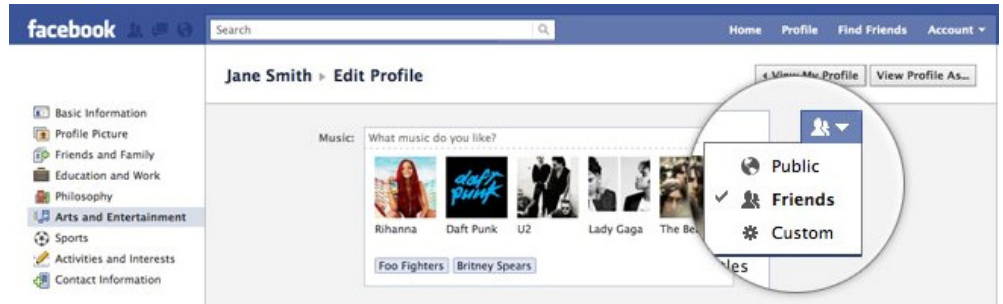
It is important to know that whatever your selection (e.g public, friends, custom), this will become your default. So if you make a "public" post this will be the setting for all subsequent posts until you change it.

There is also a plan to introduce groups to the list shortly which means it will be easier for users to group particular people.



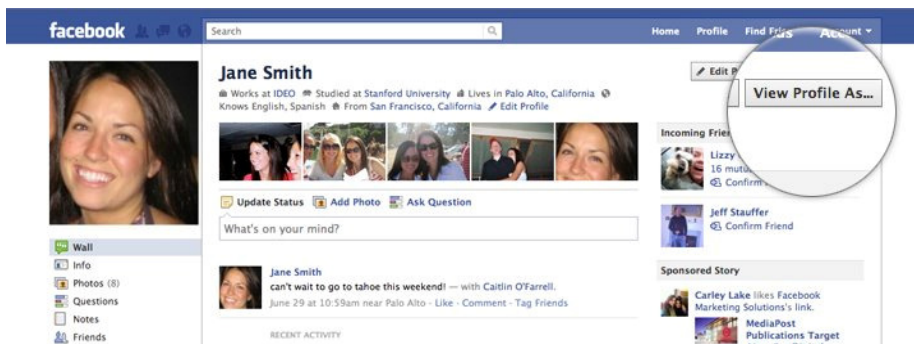
Inline Profile Controls

Every piece of content on your profile will have a dropdown menu next to it (see above) and you can decide who can see each part of your profile with a single click.



View Profile as...

It has always been possible to see what your profile looks like to other people and this is a good way to check just what can actually be seen. However this function has not been easy to find, several clicks away from the profile page, it has now been moved and is at the top of the profile page where it is very much easier to access.



Should you encounter a related issue, the UK Safer Internet Centre's Professional Online Safety Helpline is available to help

helpline@saferinternet.org.uk
0844 381 4772



These represent the major changes. Details of the further changes, for example users can display their location alongside any posting can be found at <http://blog.facebook.com/blog.php?post=10150251867797131>

Understanding Privacy Settings and Protecting Professional Identity remains amongst the most popular sessions presented by SWGfL in UK classrooms and staffrooms. Understanding your digital footprint is a vital skill for anyone exploiting these amazingly popular technologies

If your children or staff would benefit from such a session, please contact

esafety@swgfl.org.uk
0844 8002382

