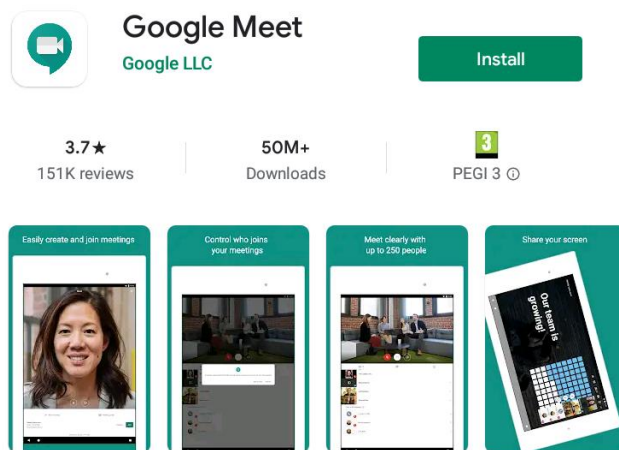


## Sidmouth College Google Meet Android Guide

- Download the Google Meet app from the Play Store



- Choose the access you would like to give the app via the popup messages on install from the Play Store.
- Google Meet will open but will be signed in as the Google account your device is registered with.
- To change this, please tap on the menu icon at the top right. .

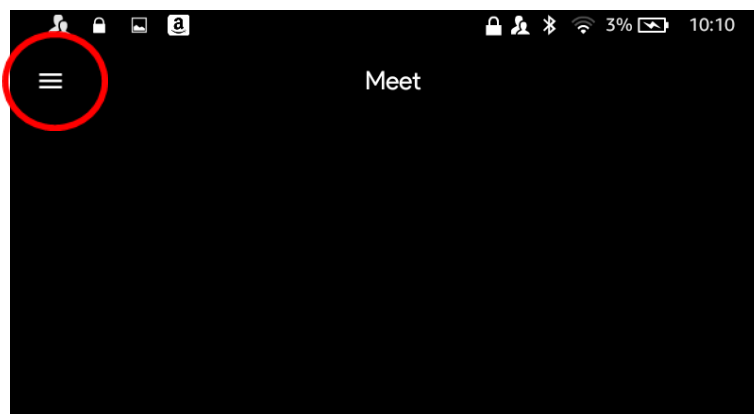


### Welcome to Meet

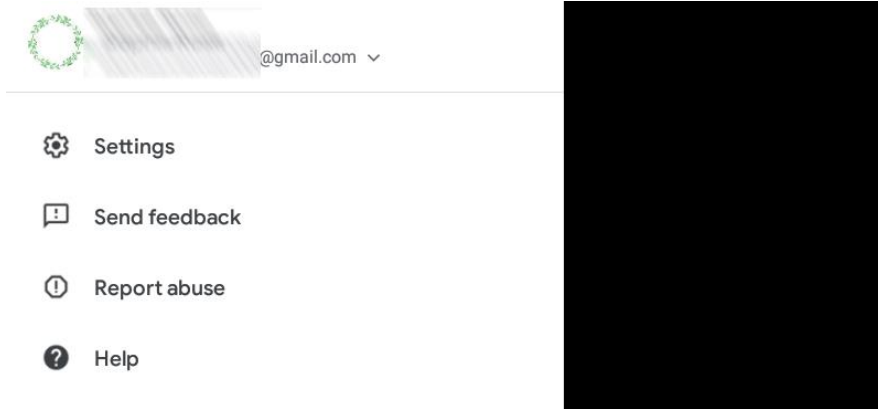
To make video calls on Meet, allow access to your device's video camera and microphone

[Terms of Service and Privacy Policy](#)

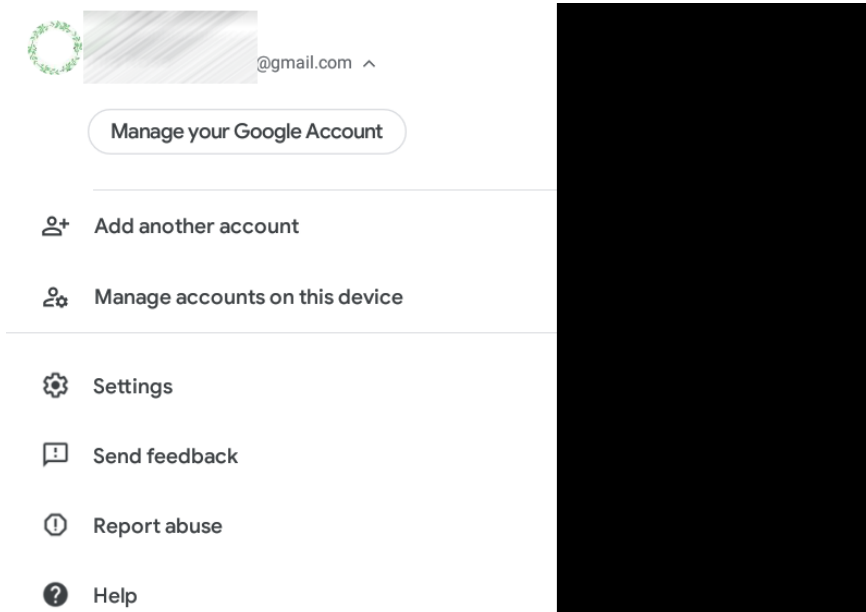
Continue




- Tap on your personal Google account at the top of the menu:



- Tap on **Add another account**



- Sign in with your Sidmouth College e-mail address ([user@sidmouthcollege.devon.sch.uk](mailto:user@sidmouthcollege.devon.sch.uk)) and password:

  
**Sign in**

Use your Google Account. You'll also sign in to Google services in your apps & Safari.

Email or phone

[Forgot email?](#)

Enter your password

[Forgot password?](#)


- You should now be signed in with your Sidmouth College account. You can verify this by looking the menu as below:



@sidmouthcollege.devon.sch.uk ▼

---

 Settings

 Send feedback

 Report abuse

 Help